

UNDERSTANDING CHILDHOOD GRIEF IN THE U.S.


CHILDHOOD BEREAVEMENT ESTIMATION MODEL NATIONWIDE

BEREAVEMENT...

Childhood bereavement is a public health issue that has long been overlooked. The death of a parent or other important person in a child's life has been noted to be one of the most commonly reported and disruptive Adverse Childhood Experiences (ACEs). Yet, a lack of understanding of the prevalence and impact of experiencing such a death as a child has led to neglect in addressing the issue.

CBEM

The Childhood Bereavement Estimation Model (CBEM) is a quantitative statistical tool that approximates prevalence rates for U.S. children and youth who will experience the death of a parent and/or sibling in a specific location by the time they reach adulthood. The CBEM is updated annually using national and regional vital statistics^{1,2} to generate the prevalence estimates. This infographic aggregates data from 2012 to 2016.



1 in 15

CHILDREN IN THE U.S. WILL
EXPERIENCE THE DEATH OF A
PARENT OR SIBLING BY AGE 18

6.8%

OF CHILDREN ARE BEREAVED



>4.8M
BY AGE 18



>12.7M
BY AGE 25



MORE THAN

2X HIGHER

VARIATION IN CHILDHOOD BEREAVEMENT BY STATE

MINNESOTA

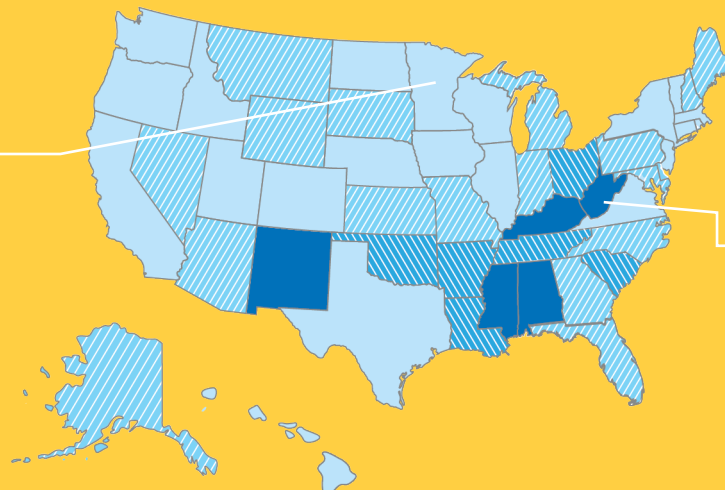
LOWEST CONCENTRATION

5.0%

OF ALL CHILDREN IN THE STATE

>62K

WILL EXPERIENCE DEATH OF A
PARENT OR SIBLING BY AGE 18



WEST VIRGINIA

HIGHEST CONCENTRATION

11.4%

OF ALL CHILDREN IN THE STATE

>41K

WILL EXPERIENCE DEATH OF A
PARENT OR SIBLING BY AGE 18

KEY

4.9-6.5% 6.6-8.4% 8.5-9.7% 9.8-11.4%

FOR MORE INFO ABOUT THE CBEM AND ADDITIONAL STATE AND NATIONAL DATA, VISIT WWW.JUDISHOUSE.ORG/CBEM

NATIONWIDE

PARENT VS. SIBLING DEATH LOSS

PARENT

6.1%

AGES 0-18

11.6%

AGES 0-25

SIBLING

0.8%

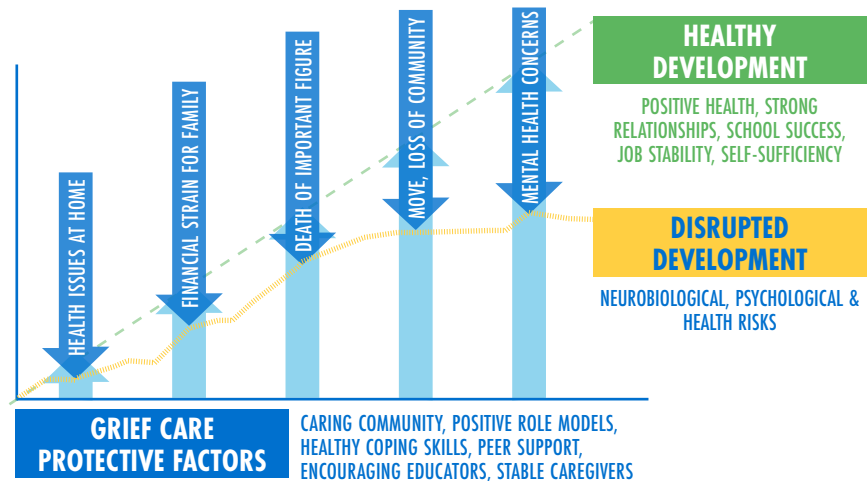
AGES 0-18

1.3%

AGES 0-25

CHILDHOOD BEREAVEMENT: THE COST OF INACTION

Experiencing a significant death loss during childhood often results in profound stress and adversity and, without appropriate support, can derail a child's development. For the millions of youth who are bereaved, access to comprehensive grief-focused, trauma-informed care and resources is essential. Now is the time for researchers, practitioners, educators, policy makers, and advocates to unite in support of these children and their families. By investing in awareness and prevention, we can create social change that ensures a compassionate response to all grieving children and promotes healthy growth.



Graph adapted from: Harvard University Center on the Developing Child

LEADING CAUSES OF DEATH¹

YOUTH AGES 1 - 25	UNINTENTIONAL ACCIDENTS	HOMICIDE	SUICIDE	CANCER	HEART DISEASE
	#1	#2	#3	#4	#5
ADULTS AGES 26 - 55	CANCER	HEART DISEASE	UNINTENTIONAL ACCIDENTS	SUICIDE	LIVER DISEASE

FOR MORE INFO ABOUT THE CBEM AND ADDITIONAL STATE AND NATIONAL DATA, VISIT WWW.JUDISHOUSE.ORG/CBEM

SOURCES

- Centers for Disease Control and Prevention, National Center for Health Statistics, CDC WONDER Online Database.
- U.S. Census Bureau, Economic and Statistics Administration, U.S. Department of Commerce, Annual Estimates of U.S. Population.



Judi's House/JAG Institute is a research-based nonprofit organization in Denver, Colorado devoted solely to supporting grieving children and their families. Our vision is that no child should be alone in grief.



NEW YORK LIFE
FOUNDATION

The Judi's House/JAG Institute Childhood Bereavement Estimation Model (CBEM) was generously supported by the New York Life Foundation.